


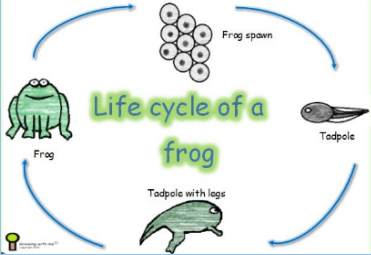

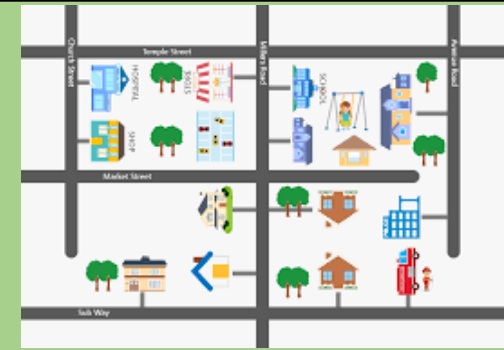


Maths	English	Science																		
<ul style="list-style-type: none"> ● To identify turns, movements and patterns ● To solve 2, 5 and 10 multiplication and division problems ● To read a table and tally chart ● To tell the time half hour, quarter and 5 minutes 	<ul style="list-style-type: none"> ● Using a visual stimulus to retell the story. Practising our cursive handwriting and sentence structure. ● Writing and performing Poetry 	<ul style="list-style-type: none"> ● Lifecycles of butterflies, frogs' chicken ● animals have offspring that grow into adults ● Some animals eat others for food 																		
 <table border="1" data-bbox="360 555 779 758"> <thead> <tr> <th>Colour</th> <th>Tally</th> <th>Frequency</th> </tr> </thead> <tbody> <tr> <td>Red</td> <td>HHH HHH III</td> <td>13</td> </tr> <tr> <td>Blue</td> <td>HHH IIII</td> <td>9</td> </tr> <tr> <td>White</td> <td>HHH HHH HHH HHH IIII</td> <td>24</td> </tr> <tr> <td>Black</td> <td>HHH HHH II</td> <td>12</td> </tr> <tr> <td>Other</td> <td>HHH IIII</td> <td>9</td> </tr> </tbody> </table>	Colour	Tally	Frequency	Red	HHH HHH III	13	Blue	HHH IIII	9	White	HHH HHH HHH HHH IIII	24	Black	HHH HHH II	12	Other	HHH IIII	9	 	
Colour	Tally	Frequency																		
Red	HHH HHH III	13																		
Blue	HHH IIII	9																		
White	HHH HHH HHH HHH IIII	24																		
Black	HHH HHH II	12																		
Other	HHH IIII	9																		
<p>Class teacher: Miss Hunt Support Staff: Ms Barbara and Mrs Payne</p>	<p>Our Learning in Year 2 Summer 2 2026</p> 	<p>Homework handed out on Thursday and returned on a Tuesday.</p> <p>PE days: Wednesday and Friday.</p>																		
RE	Art	Geography																		
<ul style="list-style-type: none"> ● Reconciliation ● Treasures <div style="border: 1px solid black; padding: 5px; margin-top: 10px;"> <p>R.E key words: rules, care, safe, sorry, forgive, right, wrong, choices, consequences,</p> </div>	<ul style="list-style-type: none"> ● Naming and making primary and secondary colours ● Using white to make different tones of a colour ● 3D form and sculpture using clay ● Using Ben Ewonwu to inspire art pieces 	<ul style="list-style-type: none"> ● To read and construct a plan view map. ● To devise a simple map with a key to the symbols. ● To investigate a line of enquiry . 																		



Music

PE

Computing

- Singing
- Glockenspiel

At home listen to a variety of different music styles, clap rhythms, stomp beats and encourage singing. Practice taught songs at home.

- To develop skills and techniques based around Tennis including: catching, throwing, rolling, bouncing, control and balance of a tennis ball with or without a tennis racket.
- Athletics will be based around fundamental movements and cover small, medium and large areas in a range of different movements.

- To create a program that solves a problem
- To debug a program if it doesn't work.
- To explain how other people may look and act differently online and offline.

RSE

Life to the Full Module 2 Unit 3: Keeping Safe Session 3 & 4

Parents should visit <https://www.tentenresources.co.uk/parent-portal/> Your parent login is as follows: Username: st-mary-sw8 Password: sun-shine-08

