






Maths	Literacy	Physical Development
<ul style="list-style-type: none"> Counting to 10 with one to one correspondence Comparing sizes and using the vocabulary Writing and recording numerals <p><i>At home: sing number songs, spot numbers on signs, buses or cars; spot colours and patterns at home; count quantities of objects/food. Practise numeral formation/tracing.</i></p>	<ul style="list-style-type: none"> Writing our names independently. Talking about the stories we have read. Key text: The Hungry caterpillar, Oliver’s Vegetables, Jasper’s Beanstalk <p><i>At home: Encourage your child to write their name and in the correct order; sing rhymes e.g. The Wheels on the Bus, Itsy Bitsy Spider. Read together, count or clap syllables in a word.</i></p>	<ul style="list-style-type: none"> Continue to build our fine motor control. Playdough manipulation & finger gym range of activities such as drawing, building (Duplo, Lego, etc.), playdough and threading. Putting our coats and shoes on independently Continue developing our gross motor skills, climbing on the equipment outside, using the balance bikes, jumping and hopping on one leg. Practice correct pencil/pen grip. <p><i>Practise zipping up their coat independently</i> <i>At home: Putting shoes on; play physical games e.g. musical statues; practise pencil grip at home and encourage mark making as much as possible.</i></p>
 <p>The image shows a caterpillar made of sticks on grass. To its right is a grid of numbers 1, 2, 3, 4, and 5, with the text 'Numbers cards' below the number 5.</p>	 <p>The image shows three book covers: 'The Very Hungry Caterpillar' by Eric Carle, 'Jasper's Beanstalk' by Nick Battersworth & Mick Inkpen, and 'Oliver's Vegetables' by Sarah Thomas & Nicola Allan.</p>	 <p>The image shows three small photos: a wooden play structure, a hand holding a pencil with a yellow 'Correct Pencil Grip' label, and hands zipping up a red jacket.</p>
<p>Class teacher: Miss Hudson Support Staff: Ms Belinda and Miss Rachel</p>	<p align="center">Growing Nursery Summer 1 2026</p> 	<p>Reading books – Handed in on Wednesday. Changed on Friday. Homework books – Handed in on Tuesday. Handed out on Friday.</p>
<p align="center">RE</p>	<p align="center">Personal, Social & Emotional</p>	<p align="center">Communication and Language</p>

Good News - Pentecost the coming of the Holy Spirit.
The Good News of Jesus.

- That everyone has Good News to share
- Pentecost: the celebration of the Good News of Jesus.

RE key words: good news, share, Good News, Pentecost, promise, Holy Spirit, Easter, alleluia.



- Name our feelings and effectively use the zones of regulation.
- Practise our breathing techniques.
- Making a calm space in our Nursery Garden.
- Being a good friend.
- Take turns independently and play simple games with rules.
- Continue to understand the behaviour chart and Dojo points system.
- Saying please and thank you when asking for things.

At home: talk about feelings e.g. happy, sad, frustrated; read books about friendships and sharing; model how to say please and thank you. Discuss road safety at home.



- Asking and answering questions.
- Playing voice sound games.
- Answering questions with full sentences
- Answering more why questions
- Speaking in full sentences.

At home: speak clearly to your child and give them clear instructions; repeat what your child says to show your understanding; read favourite books together; model how to say 'he/she/ her and him' correctly.



Understanding the World

At home: Talk about events that have happened in your life. Discuss nature and things you see growing around you.

- show interest in the world in which I live in e.g. planting seeds.
- Looking after our caterpillars and recording their growth.
- Growing sunflower seeds.
- talk about farm animals, wild animals and sea creatures



Expressive Art and Design

- Continue learning and singing new songs
- Learn new techniques to paint and discover new textures
- begin to be more independent when looking for the resources I need
- Make imaginative and complex 'small worlds'
At home: encourage painting and drawing; make playdough together; create shadow puppets in the dark; create dens at home with blankets and pillows.



Dear Parents/Carers,

We hope you had a lovely Easter holiday. This term we will be learning about growing. We will be reading the Oliver's Vegetables, The Very Hungry Caterpillar and Jasper's Beanstalk. We will also be continuing with homework and sending reading books home, if you have any questions feel free to message us on Class Dojo.

Miss Hudson and the Nursery Team

